

A close-up photograph of a man wearing a white kippah and a white tallit with black stripes on the sleeves. He is holding a shofar (ram's horn) to his lips and blowing into it. The shofar is curved and has a natural, light brown color. The background is a plain, light-colored wall.

THE SHOFAR


Terms and Technique

Learing Goals

- Making a Shofar
- Picking a Shofar
- Blowing a Shofar
- Who's Obligated?
- Meaning
- Everything a Baal Tokea Must Know



Sources



Shulchan Aruch

Orach
Chaim

Yoreh
Deah

Even
HaEzer


Choshen
Mishpat

585
-
591

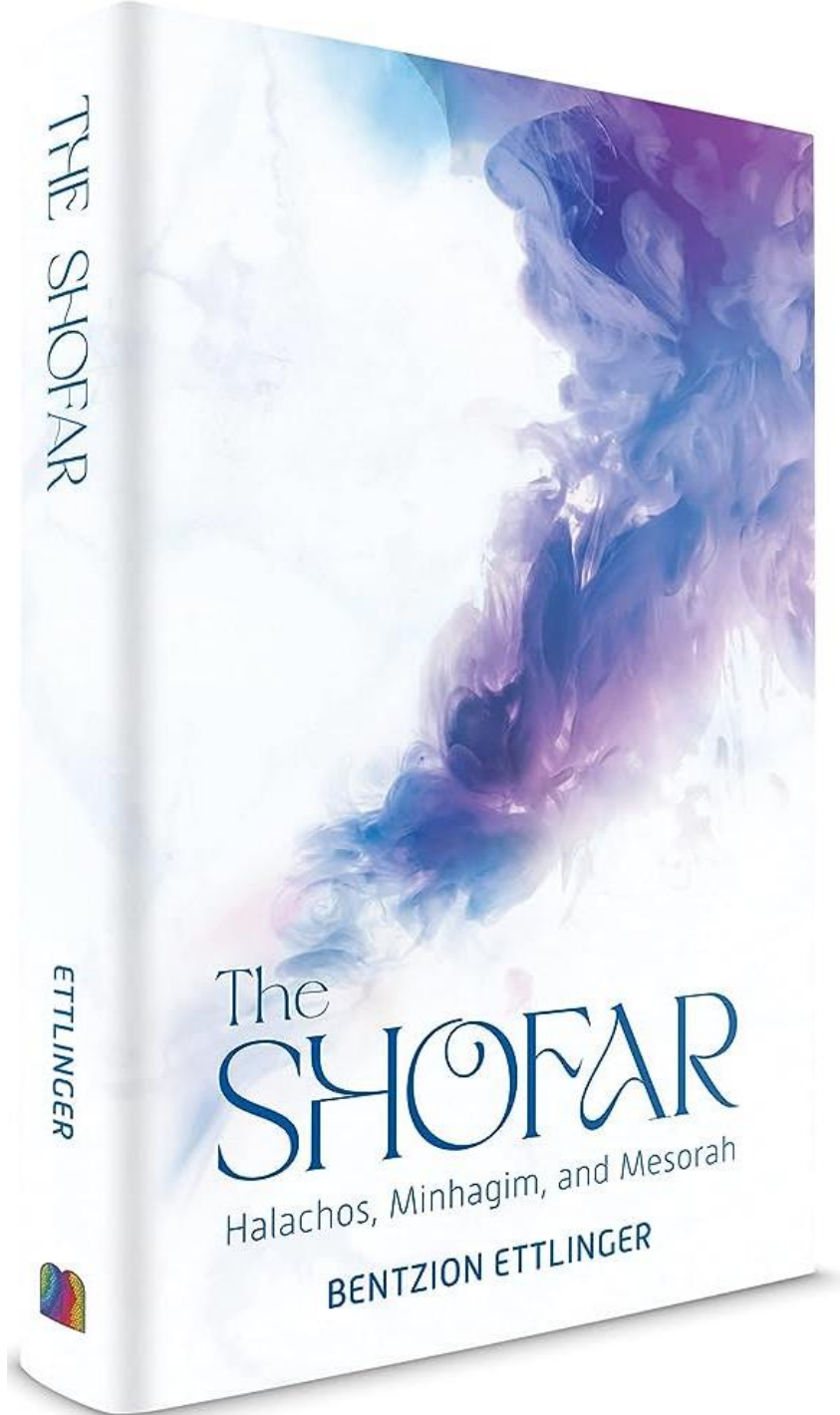
Teka Avrohom Reit **Mastering**
BeShofar **Shofar**
Blowing



Rabbi Avrohom Reit



R' Ben Tzion Ettlinger (Breuers)





Practice!

Different Horns for Shofar



NO COWS

אין קטיגור
נעשה סניגור





Ram (Ayil / אֵיִל)





Goat (𐤁𐤓)





Oryx (רֵאֵם)





Ibex (יֵעֵב)





Kudu (קודו)



Ibex (יעל)



Kudu (קודו)



Oryx (ראם)



Ram (איל)





Sable Antelope

There
are even
more...
but are
they
Kosher?



Just ask Rabbi Slifkin... (article here)

וַיִּשָׂא אֲבִרְהֶם אֶת עֵינָיו וַיִּרְא וְהִנֵּה
אֵיךְ אָחֵר נֶאֱחָז בְּסִבְךָ בְּקִרְנָיו וַיִּכֶךְ
אֲבִרְהֶם וַיִּקְחֵם אֶת הָאֵיךְ וַיַּעֲכֵלֵהוּ
לְעֵכֶלָה תַּחֲזֵת בְּנֹו: (בראשית כב, יג)





Not too small...

But take it easy



A close-up photograph of an elderly man with a long, grey beard and a black hat. He is holding a shofar (ram's horn) in his left hand and a magnifying glass in his right hand, looking through it at the instrument. The background is a blurred bookshelf filled with books. The text "How to Choose a Shofar" is overlaid in white at the bottom of the image.

How to Choose a Shofar

Picking *Your* Shofar

- It's a shidduch
- No marriage without dating
- Need a hechsher
- Direction and curvature



בהשגחת הבד"ץ
של ירושלים
של העדה החרדית

yUConnects

In recent years... Many local souvenir shops, notes Ribak, carry the Chinese-made brands, though often shoppers are not aware that these shofars are not kosher for use in synagogues, as they are not certified by the Chief Rabbinate.

Shofars that contain cracks, even if they are filled – as are many of these “fakes,” he points out – are not considered kosher.

<https://forward.com/news/205943/where-do-shofars-come-from/>

Forward



~~amazon~~



Things to Pay Attention To



- Curvature – comfortable in *your* hands and doesn't bother your line of vision
- Mouthpiece matches your lips
- Long, straight channel is easiest to blow
- Shape determines pitch
- \$\$\$ is irrelevant
- Try them all out, find the one you can blow effortlessly

Payment

- PayPal Venmo Zelle, cash
- 516-410-0496
- Mordechai.djavaheri@gmail.com



Modern Shofar Manufacture

How It's Made

Process

1. Bone removal
2. Heating
3. Straightening
4. Tip removal
5. Hole bore
6. Smoothing
7. Cleaning

Simply Put

A Little Longer

Don't forget sourcing

Decorations



Some of The Major Shofar Manufacturers Today



Ribak-Bar Sheshet

- <http://www.shofarot.com/>
- Competition turned partnership
- A1, B2, C3, etc.
- Biggest manufacturer probably





R' David Nintzinsky

- Crazy Story
- Blowing technique
- Practice!
- 50:50
- Shadchan

<https://www.youtube.com/watch?v=6x46iN3aWil>

<http://davidshofar.co.il/>



Shimon Keinan's Retirement Job

- [His story](#)
- [Kol Shofar](#)

Become a Professional Baal Tokea!

**Shofar Workshop with
Rabbi Levi Yitzchok Meisner**

Founder and Director of Shofar HaMeshupar

**R' Meisner will be giving lessons and tips
to small groups.**



718.817

Shofar HaMeshuper, R' Levi Yitzchok Meisner

Sign up for one of 3 1-hour sessions at 9:15 a.m., 10:15 a.m. or 11:15 a.m.

Friday, September 2 • Rubin Shul

Bring your own shofar or buy/borrow one from yeshiva

High quality shofarot will be available for purchase from R' Me



Yeshiva University


UNDERGRADUATE TORAH STUDIES P



Some Shots from 2022

How to Blow

Learn From an Expert



Quickstarter
Technique

Posture

Breath

Blow



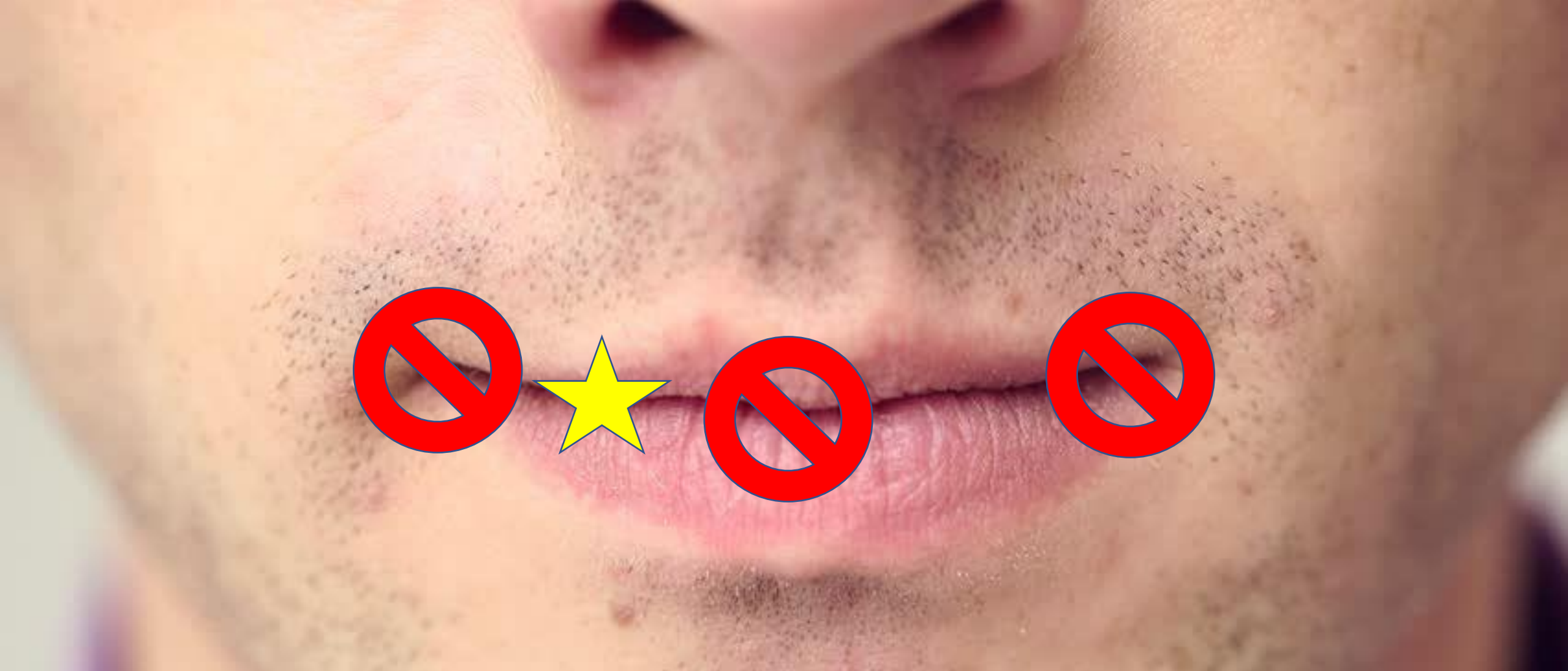
Posture

1. Stand straight
2. Relax
3. Chin up and down
4. Head level
5. Deep, slow breaths
6. Shofar in
7. Blow



Shofar Position

- Right
- Lips
- Embouchure



Find Your Sweet Spot

Tekiah! –
The Sounds
of the
Shofar

Tekiah

Shevarim

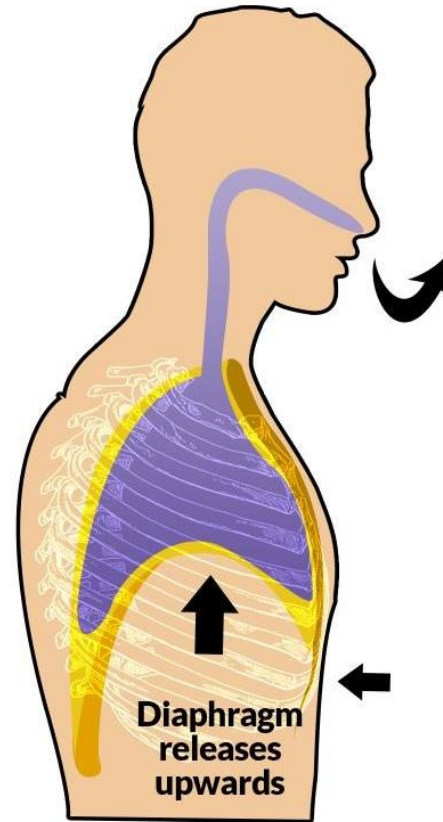
Teruah

Diaphragmatic Breathing

- Diaphragm, not lungs
- Use less energy
- Blow longer, more slowly

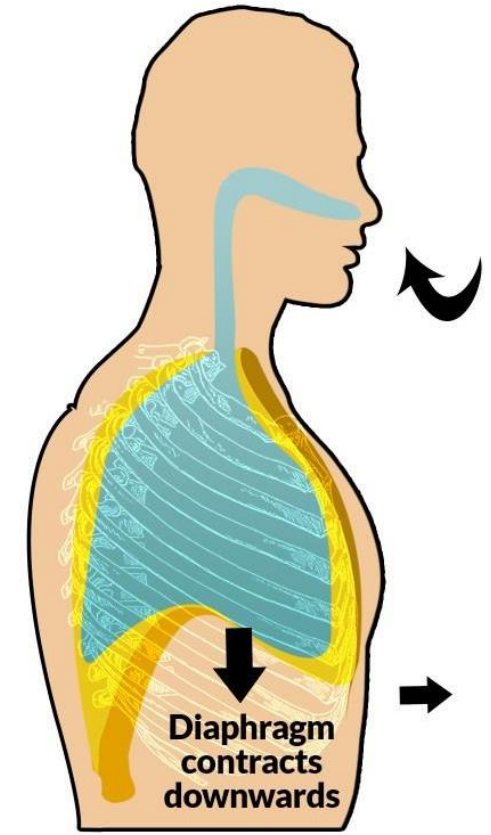


Outbreath



ABDOMEN FALLS BACK

Inbreath



ABDOMEN EXPANDS

Get Ready,
Get Set,
Blow!



Take It Easy!

- Don't blow hard!
- Puffed cheek or needing to use fingers means you're trying too hard.





Practice!



amazon

[Rav Dovid](#)

Tips from the Pros



Go Pro



“Tekiah!”
The Sounds
of the
Shofar

Tekiah

Shevarim

Teruah



What is a
Teruah?

Order of the Sounds

Tashrat

1. תשר"ת

תקיעה שברים תרועה תקיעה

Tashat

2. תש"ת

תקיעה שברים תקיעה

Tarat

3. תר"ת

תקיעה תרועה תקיעה

$$1 + 1 + 1 = \dots$$
$$100?$$

- 1 Teruah x 3 = 3
- Need a Tekiah before and after each one:
Tekiah-Teruah-Tekiah = 9
- 3 Possibilities of Teruah = 30
- Blow 3 times = 90
- + 10 to bump up to 100

What that looks like

תר"ת תר"ת תר"ת
תר"ת תר"ת תר"ת
תר"ת תר"ת תר"ת

Elul/Last Ten

תשר"ת תש"ת תר"ת

תשר"ת תשר"ת תשר"ת
תשר"ת תשר"ת תשר"ת
תשר"ת תשר"ת תשר"ת

תש"ת תש"ת תש"ת
תש"ת תש"ת תש"ת
תש"ת תש"ת תש"ת

Timing Algebra (1/2)



- Tekiah = Time it takes to blow what's in the middle
- Shevarim = 3 *terumitin*
 - 3 *terumitin* per shever or altogether? = Rashi vs. Everyone else
 - Lemaaseh 3 each
- Teruah = 9 *Terumitin*
- Tekiah, therefore, equals
 - 9 *terumitin* in Tashat and Tarat
 - And 18 *terumitin* in Tashrat
- Careful your Shevarim doesn't become a Tekiah!

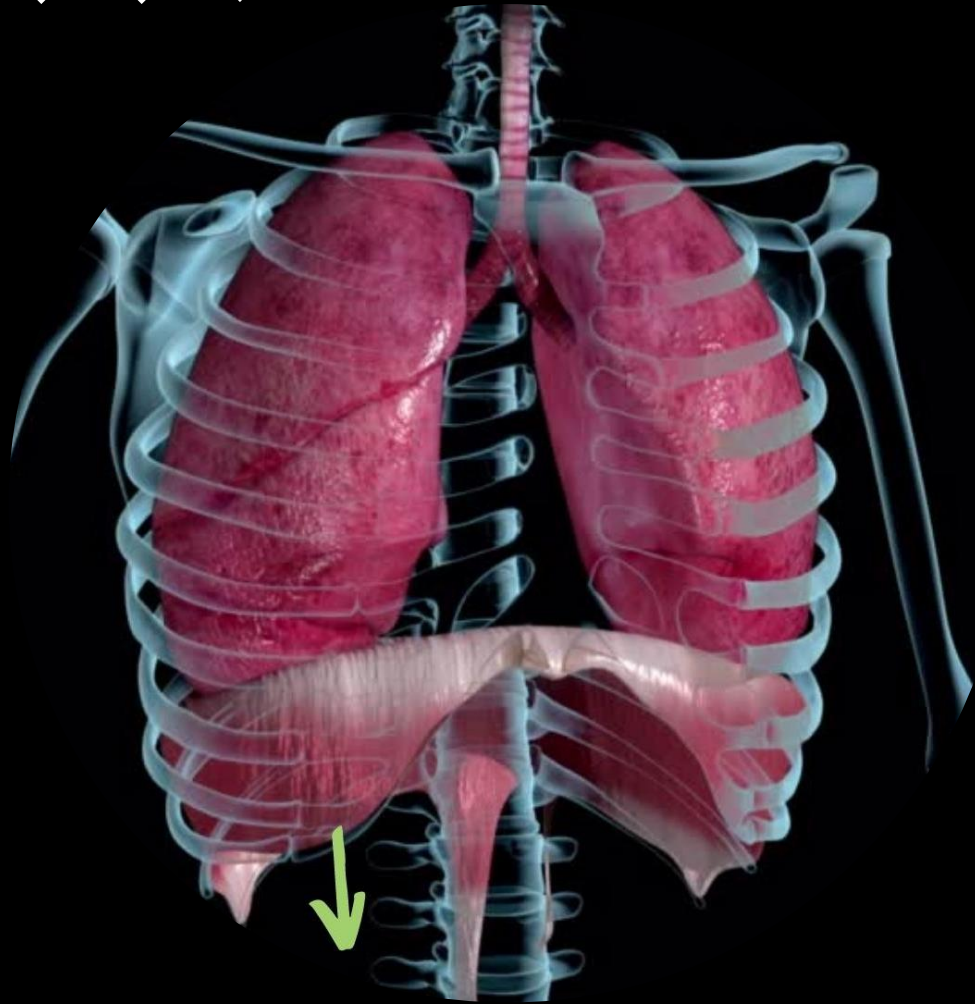
Timing Algebra (2/2)

- So, a Tekiah is 9 kolot or so, but how long is nine kolot?
Machloket
- Bottom Line:
- Shevarim and Teruah have opinions from 1.25s-3s
- And Tekiah, therefore, ranges from 2.5s-6s
- Ask your rabbi/discuss with your minyan gabbai
- RBH = 2.5 for Shevarim/Teruah, and 5 for Tekiah



Breathing

- Breathing in the middle of a *kol* = 2 *kolot* = Pasul
- If you don't breathe in between *kolot* = 1 big *kol* = pasul
 - Except the Shevarim-Teruah of the first 30



Different types of Shevarim and Teruah

- Shevarim
 - Rashi
 - Sepharadi jackhammer
 - Teimani and Yekke sigh-cough
 - Too-oooh vs. Ooh-too vs. etc.
- Teruah
 - Tongue forward-back vs. up-down
 - Teimani lip wobble
 - Yekke Teruah (warbeled)
 - Syrian Lililili

Mussaf Structure

- “Al Seder HaBerachot”
 - Malchiot
 - Zichronot
 - Shofarot
-
- For the Shul vs. Individuals

When is it blown in shul?

- Beracha
- Tekiot de**Meyushav** before Mussaf (30 straight)
- Tekiot de**Meumad** during Mussaf (10 at a time)
- Ashkenazim vs. Sepharadim during the silent Amidah or after Mussaf (30 more)
- After Mussaf (10 more)
- Ending on a High Note (#100 or #101)



NO
Talking

Shul Tips

- Practice in shul to minimize anxiety
- Make sure tallit doesn't slip
- Eating
- Stretch
- No crowding
- Pre tekiot speech

Mistakes
Happen





Your PC ran into a problem and needs to restart. We're just collecting some error info, and then we'll restart for you. (0% complete)

If you'd like to know more, you can visit [this link](#).

When do you restart?

RESTARTING FAILED

Remedial Shofar Blowing (from EZ Shofar)

- If you attempted to blow the correct sound, came out wrong: For example, you wanted a tekia and blew a tekia sound, but it was too short. Or you wanted a shevarim but blew only two parts of the shevarim instead of three. In such cases, you need to repeat only the botched sound.
- If you blew the wrong sound: For example, you blew a shevarim when you should have blown a terua. In this case, even the original tekia is disqualified and you must restart the set. (§590:8)

The rest is complicated, but for your reference...

תשר"ת

If he blew two parts of the <i>shevarim</i> and began the <i>terua</i>	and realized the mistake before completing [three sounds of] the <i>terua</i> ,		he does not need to restart, but can complete the <i>shevarim</i> (one more blast) within the original breath
	and realized after he completed the <i>terua</i>	and did not pause for breath	he can complete the missing <i>shevarim</i> and does not forfeit the original <i>tekia</i>
		if he paused for a breath	he must re-blow the <i>shevarim-terua</i> , but does not forfeit the original <i>tekia</i>
		According to a stringent opinion the <i>shevarim-terua</i> (but not <i>tekia</i>) must be repeated whether or not he paused for a breath	

If the <i>terua</i> was blown prior to the <i>shevarim</i>	the original <i>tekia</i> is forfeit (according to a lenient opinion, the <i>tekia</i> is not forfeit)
--	--

If a second set of <i>shevarim</i> was blown after the <i>terua</i>	he must begin over, starting from the <i>tekia</i>
---	--

תש"ת

<p>If part way through a <i>shevarim</i> he switched to a <i>terua</i></p> <p>or completed the <i>shevarim</i> and then switched to <i>terua</i></p> <p>or blew a <i>terua</i> prior to the <i>shevarim</i></p>	<p>whether or not he completed the <i>shevarim</i></p>	<p>the original <i>tekia</i> is forfeited</p>
---	--	---

<p>If after completing one set of <i>shevarim</i> he blew an entire second set or part of a set</p>	<p>and paused for a breath between the two <i>shevarims</i></p>	<p>the original <i>tekia</i> is forfeited</p>
	<p>he did not pause for a breath in between</p>	<p>the mitzva has been fulfilled</p>

תר"ת

If the tekia-terua-tekia were blown in one breath		the obligation is fulfilled
---	--	-----------------------------

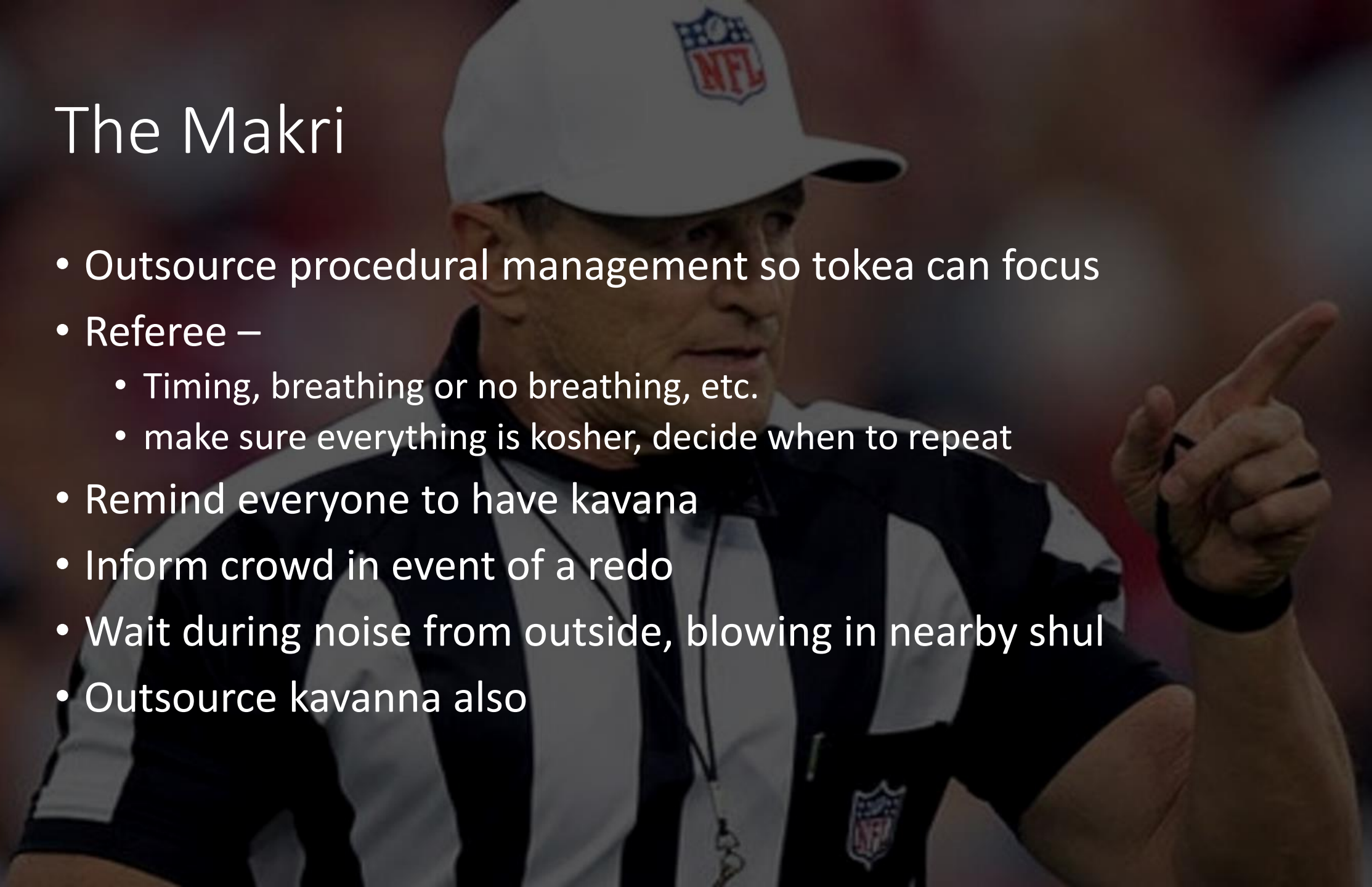
If two consecutive <i>teruos</i> were blown	in one breath	the obligation is fulfilled
	in separate breaths	the obligation is not fulfilled and the original <i>tekia</i> is forfeit

If the <i>terua</i> was followed by an unintentional <i>tekia</i>	and he paused between the <i>tekia</i> and <i>terua</i>	the original <i>tekia</i> is forfeit
---	---	--------------------------------------

If he paused after completing the <i>terua</i> and blew a <i>shevarim</i> or paused in middle of a <i>terua</i> and switched to <i>shevarim</i> or he blew a <i>shevarim</i> before the <i>terua</i>	even if the <i>shevarim</i> were not completed	the original <i>tekia</i> is forfeit
--	--	--------------------------------------

The Makri

- Outsource procedural management so tokea can focus
- Referee –
 - Timing, breathing or no breathing, etc.
 - make sure everything is kosher, decide when to repeat
- Remind everyone to have kavana
- Inform crowd in event of a redo
- Wait during noise from outside, blowing in nearby shul
- Outsource kavanna also





Who has to hear the Shofar?

- Men
- Women
- Children
- Hashem





What about the ladies?



What's the Point of All This

- Do a Mitzvah DeOraita
- Elul: WAKE UP!
- Rosh Hashanah: Rav Saadia Gaon



Rambam (Teshuvah 3:4)

אע"פ שתקיעת שופר בראש השנה גזירת הכתוב רמז יש בו כלומר עורו ישינים משנתכם ונרדמים הקיצו מתרדמתכם וחפשו במעשיכם וחזרו בתשובה וזכרו בוראכם. אלו השוכחים את האמת בהבלי הזמן ושוגים כל שנתם בהבל וריק אשר לא יועיל ולא יעיל הביטו לנפשותיכם והטיבו דרכיכם ומעלליכם ויעזוב כל אחד מכם דרכו הרעה ומחשבתו אשר לא טובה

Even though the sounding of the shofar on Rosh HaShanah is a decree from God, it still contains a personal message: It is as if the shofar's call is telling us, "**Awaken from your slumber!** Examine your actions, return to your true selves, and remember your Creator. Those who forget the truth in the vanities of time... Look inside yourselves. Improve your ways and your actions and abandon the negativity in your life..." - Rambam, Laws of Teshuva 3:4

SHOFAR THOUGHTS

10 Ideas to Consider During Shofar Blowing



אע"פ שתקיעת שופר בראש השנה גזירת הכתוב רמז יש בו כלומר: עורו ושינינו משנתכם ונרדמים הקיצו מתרדמתכם וחפשו במעשיכם וחזרו בתשובה וזכרו בוראכם אלו השוכחים את האמת בהבלי הזמן... והטיבו דרכיכם ומעלליכם ויעזבו כל אחד מכם דרכו הרעה ומחשבתו אשר לא טובה... (רמב"ם הלכות תשובה ג:ד)

Even though the sounding of the shofar on Rosh HaShanah is a decree from God, it still contains a personal message: It is as if the shofar's call is telling us, "AWAKEN FROM YOUR SLUMBER! Examine your actions, return to your true selves, and remember your Creator. Those who forget the truth in the vanities of time... Look inside yourselves. Improve your ways and your actions, and abandon the negativity in your life..."
- Rambam, Laws of Teshuva 3:4



IT IS CUSTOMARY TO SOUND TRUMPETS AT THE CORONATION OF A NEW KING. THE SHOFAR OF ROSH HASHANA IS HOW WE RECOGNIZE AND ACCEPT GOD'S KINGSHIP.



JUST AS A KING MAY PROCLAIM A PERIOD OF FORGIVENESS BEFORE HE PUNISHES WRONGDOERS, SO TOO, THE SHOFAR BLAST PROCLAIMS, "WHOEVER WISHES TO REPENT - LET THEM DO SO NOW. IF THEY DO NOT, THEY CANNOT COMPLAIN LATER."



AT MOUNT SINAI WHEN THE JEWS ACCEPTED THE TORAH, "THE SOUND OF THE SHOFAR CONTINUALLY INCREASED AND WAS VERY GREAT" (EXODUS 19:19). ON ROSH HASHANA, THE SHOFAR REMINDS US TO RENEW OUR COMMITMENT TO TORAH.



THE SHOFAR REMINDS US OF THE GREAT AND AWESOME FUTURE DAY OF JUDGMENT, WHICH ZEPHANIAH (1:16) DESCRIBES AS A DAY OF SHOFAR BLOWING AND SHOUTING.



THE SHOFAR, A RAM'S HORN, REMINDS US OF AKEIDAS YITZCHAK, THE BINDING OF ISAAC (SEE GENESIS 22), WHEN AVRAHAM SACRIFICED A RAM IN LIEU OF HIS SON. WE PRAY THAT THIS MEMORY SHOULD ASCEND BEFORE GOD FOR THE GOOD.



THE SHOFAR MAKES US YEARN FOR THE GATHERING OF THE EXILES OF WHICH WILL BE ACCOMPANIED BY THE BLAST OF THE SHOFAR (SEE ISAIAH 27:13).



THE SOUND OF THE SHOFAR INSPIRES FEAR AND TREMBLING IN THE HEARTS OF ALL WHO HEAR IT - AS THE PROPHET ASKS, "CAN A SHOFAR BE BLOWN IN A CITY, AND THE PEOPLE NOT TREMBLE?" (AMOS 3:6).



THE SHOFAR RECALLS THE RESURRECTION OF THE DEAD, WHICH WILL BE ACCOMPANIED BY THE SOUNDING OF A SHOFAR (SEE ISAIAH 18:3).



IN BIBLICAL TIMES, WHEN PROPHETS WOULD CALL FOR SPIRITUAL TRANSFORMATION AND REPENTANCE, THEIR CRIES WERE ACCOMPANIED BY A SHOFAR (SEE EZEKIEL 33:2-3).



THE SHOFAR REMINDS US TO PRAY FOR THE REBUILDING OF THE DESTROYED HOLY TEMPLE, OF WHICH THE PROPHET (JEREMIAH 4:19-20) LAMENTED: "I SHALL NOT BE SILENT, FOR THE SOUND OF THE SHOFAR HAVE YOU HEARD, O MY SOUL, THE SHOUT OF WAR. DESTRUCTION UPON DESTRUCTION HAS BEEN PROCLAIMED..."





Responsibility!